






Rain water catchment system: prototype routing board after a year of weathering

[revision history](#)










[home](#) [java main index](#) > java @ ccac west unified series

CIT-111: Introduction to Programming








The following table maps course session dates, lesson topics, LIANG9 references, and content links for all three Java courses in the series.






Course	FA20 Section	Wk.	Sess.	Session description	Resources	Learning Objectives	Out-of-class work
CIT-111	Online (Async) Wk. of Mon 31-AUG AND In-Person: North Tue 1-SEP	1	n/a	Setting up repli.it, choosing identifiers, course flow	<p><i>Introduction video to Java:Async</i></p> <div style="border: 1px solid black; padding: 10px; text-align: center;"> <p>CIT-111-Asyn...</p>  </div>	Students will register their coding environment and setup their identifiers	<p>Work due by Sunday 5 September @ morning light</p> <p>Step 1: Order a used copy of the LIANG-9</p> <p> Unified textbook: the LIANG9</p> <p>Step 2: Forms and such</p> <p> Name registration form</p> <p> Java student background survey</p>
CIT-111			2	Compiling existing source code into Java programs and tinkering with their guts;	<p>You'll be asked in the out-of-class work to choose a public name, and a codename. Those names are described in this diagram</p> <p> Naming Triumvirate Guide</p>		<p><i>Setup repli.it</i></p> <p>repli.it is a site that hosts web-based coding environments in many languages. You first create an account on the master repli.it site. Once logged in, click the plus in the upper right and create a new Java repl. The URL the appears in the top of your browser when you have your Java</p>
















 [Grading guide](#)












Course	FA20 Section	Wk.	Sess.	Session description	Resources	Learning Objectives	Out-of-class work
CIT-111	Online (Async) Wk. of Mon 14-SEP AND In-Person: North Tue 15-SEP	3	1	Variables, operators, expressions	<p><i>Week 3 overview video</i></p>  <p>Module 2: Loading External Classes</p> <p>Module 3: Variables, Operators, and If-Statements</p> <p>Liang9 Resources</p> <p> LIANG9: Chapter 1</p> <p> LIANG9: Chapter 2</p> <p> LIANG9: Chapter 3 - selections</p>	<p>TR.111.3.L.1: Branch execution flow of a simple program using <code>if()</code> controlled blocks</p> <p>TR.111.3.L.2: Implement several layers of decision logic using if-else controlled blocks</p> <p>TR.111.3.E.1: Create a graphical flow-chart of decision logic by designating unique shapes for: a) Flow beginnings and endings, b) general program events, and c) branching points (a.k.a. decision points or choices)</p>	 Weekly work form
CIT-111			2	- Implementing Might We Be Friends? flow chart - Logic testing: verifying flow chart logic of peer programs			
CIT-111	Online (Async) Wk. of Mon 21-SEP AND In-Person: North Tue 22-SEP	4	1	Orienting to user input facilities	<p><i>Week 4 Overview Video</i></p>  <p>Module 4: User Input</p> <p>Paper compiling practice Worksheet</p> <p>Paper compiling practice - KEY</p> <p> LIANG9: Chapter 2 - Elementary</p> <p> LIANG9: Chapter 3 - selections</p>	<p>Exercise 1: Tweaking a pre-written Java console-only program</p> <p>Exercise 2: Tweaking a pre-written Java program that includes a Graphical User Interface (GUI)</p> <p>Exercise 3: Dissecting Java code by extracting blocks</p> <p>Exercise 4: Building your own Java blocks from actual blocks</p> <p>TR.111.1.L.2: Classify Java code into categories:</p> <p>A) block structure formation</p> <p>B) keywords</p> <p>C) identifiers</p>	 Weekly work form

Course	FA20 Section	Wk.	Sess.	Session description	Resources	Learning Objectives	Out-of-class work
CIT-111			2	Finish up Might We Be Friends? and then start in on Module 4		<p>D) operators E) Method calls</p> <p>CCAC.111.LT.1: Computer systems and environments including computer org., langs, and object programming</p> <p>TR.111.1.E.1: Interpret the use of block-delimiting characters to create structural relationships inside a computer program</p> <p>TR.111.1.E.2: Encode a nested-block structure in a linear sequence of computer instructions</p> <p>TR.111.1.E.3: Create a rough draft of a code organization schema inside Netbeans for storing Java files related to this course</p> <p>TR.111.1.P.0: Classify job postings related to Java programming: level, application type, etc.</p> <p>TR.111.1.P.1: Diagram the relationship between the Java Virtual Machine (JVM), the NetBeans Integrated Development Environment(IDE), and a program's source and class file set</p> <p>CCAC.111.LT.2: Executing java programs using and IDE</p> <p>Compute the value of primitive type variables in simple programs by hand and check those answers using a compiler</p> <p>Use a Scanner object to gather input from a user and use those values to control if-statement selections</p>	

Course	FA20 Section	Wk.	Sess.	Session description	Resources	Learning Objectives	Out-of-class work
CIT-111	Online (Async) Wk. of Mon 28-SEP AND In-Person: North Tue 29-SEP	5	1	Counting loop time & starting module 5	<p>Looping fundamentals: the while() and for() blocks</p> <p> Module 5: While() and for() loops</p> <p> LIANG9 Textbook: Chapter 4</p>	<p>java.core.if.3: Create variable requirements and flow charts to implement a given problem constraint</p> <p>TR.111.1.P.1: Clone a git repository from a remote system into a sensible location on a local system.</p>	<p> Weekly work form</p>
CIT-111			2	Module 5 mini-projects: authentication etc.	<p> Module 3E: Might we be friends?</p> <p>Setting up github</p> <p> Setting up GitHub for your programs</p>	<p>TR.111.1.P.2: Create a local git repository, add files to the working directory, stage files for commit, commit files</p> <p>TR.111.1.P.2: Initialize an online repository with a readme.md</p>	
CIT-111	Online (Async) Wk. of Mon 5-OCT AND In-Person: North Tue 6-OCT	6	1	Scope		<p>Java.Looping.1: Use while() structures to implement looping behavior based on simple boolean condition comparison</p>	
CIT-111			2				
CIT-111	Online (Async) Wk. of Mon 12-OCT AND In-Person: North Tue 13-OCT	7	1	Looping review exercise	<p>Looping, continued</p> <p> Module 1: Simple Methods and switch</p>	<p>7.L.1:</p> <p>7.L.2:</p>	
CIT-111			2	Continue work on either 1) The quality control checker or 2) the math quiz program	<p> LIANG9 Textbook: Chapter 4</p>		
CIT-111	Online (Async) Wk. of Mon 19-OCT	8	1		<p>Connect repl.it to your github</p> <p>1. Navigate to repl.it online java</p>		

Course	FA20 Section	Wk.	Sess.	Session description	Resources	Learning Objectives	Out-of-class work
CIT-111	AND In-Person: North Tue 20-OCT		2	 Meet via Zoom MtngID: 614 961 8122 Ph:+1 646-558-8656	compiler		
					2. In a new tab, navigate to github.com and log in 3. Switch back to repl.it and click the log in icon in the upper right with the github icon 4. Click the link below to our COVID-19 tracker, and make an entry for yourself with your github repo and repl.it share link (you can get your repl.it link by clicking the "share" button in the top toolbar  COVID-19 Tracker  Using repl.it Review Methods Essentials: Empty calls and paramaterized calls  Module 1: Simple Methods and switch <i>In-class exercises</i> 1: Create a file in repl.it called CarFob and copy in the raw version of our CarFob.java from our course repo 2: Create customized doors in this door game seed file called DoorGame.java		
CIT-111	Online (Async) Wk. of Mon 26-OCT	9	1	 Meet via Zoom MtngID: 614 961 8122 Ph:+1 646-558-8656	Fancy Methods: Calling and writing methods with return types		

Course	FA20 Section	Wk.	Sess.	Session description	Resources	Learning Objectives	Out-of-class work
CIT-111	AND In-Person: North Tue 27-OCT		2	 Meet via Zoom MtngID: 614 961 8122 Ph:+1 646-558-8656	 Module 2: Fully-baked Methods  LIANG9 Textbook: Chapter 5 - Methods		
CIT-111	Online (Async) Wk. of Mon 2-NOV AND In-Person: North Tue 3-NOV	10	1	 Meet via Zoom MtngID: 614 961 8122 Ph:+1 646-558-8656	 Scope concept map  Module 3: Methods and Class Structure		
CIT-111			2	 Meet via Zoom MtngID: 614 961 8122 Ph:+1 646-558-8656			
CIT-111	Online (Async) Wk. of Mon 9-NOV AND In-Person: North Tue 10-NOV	11	1	 Meet via Zoom MtngID: 614 961 8122 Ph:+1 646-558-8656	Fundamentals project Design and implement a novel project in Java, from scratch or building upon other students' past work <i>Choice 1: Kennywood Ride Tracker</i>	11.L.1: 11.L.2:	
CIT-111			2	 Meet via Zoom MtngID: 614 961 8122 Ph:+1 646-558-8656	 Module 3: Methods and Class Structure <i>Choice 2: Design your own project</i>  Shared directory of student project code		
CIT-111	Online (Async) Wk. of Mon 16- NOV AND In-Person: North	12	1		 Spring 2020: Object planning GDoc  Screen cast of class on 20-APR-2020	12.L.1: 12.L.2:	
CIT-111			2	 Meet via Zoom MtngID: 614 961 8122 Ph:+1 646-558-8656	Java Object!: Creating object blueprint classes  Module 1: Java Modeling in class DonutLand		

Course	FA20 Section	Wk.	Sess.	Session description	Resources	Learning Objectives	Out-of-class work
	Tue 17-NOV				 Explore photos of our Donut objects  Module 4: Car Modeling in Back To The Future		
CIT-111	Online (Async) Wk. of Mon 25-NOV AND In-Person: North Tue 22-SEP	-	-		Turkey day! No class!		
CIT-111							
CIT-111	Online (Async) Wk. of Mon 30-NOV AND In-Person: North Tue 1-DEC	13	1	 Meet via Zoom MtngID: 614 961 8122 Ph:+1 646-558-8656	Arrays and for() looping  Module 1: Arrays  Array Models Shared Google Doc  LIANG9 Textbook: Chapter 6 - Arrays  LIANG9 Textbook: Chapter 9 - Objects  Object Project Guide	13.L.1: 13.L.2:	
CIT-111			2		 Object Project Examples & Starter Seeds  LIANG9 Textbook: Chapter 10 - Thinking in Objects		
CIT-111	Online (Async) Wk. of Mon 7-DEC AND In-Person:	14	1		Final project sharing		
CIT-111			2	 Meet via Zoom MtngID: 614 961 8122 Ph:+1 646-558-8656 * Bring fully-baked projects to share.	Sharing our culminating projects		

Course	FA20 Section	Wk.	Sess.	Session description	Resources	Learning Objectives	Out-of-class work
	North Tue 8-DEC			* Same time and place as normal Wednesday class			

Page created in 2020 by Eric Xander Darsow and all non-linked content can be freely reproduced without any permission or attribution according to the [site's content use agreement](#). Any links to other content is governed by each page's respective usage rights context.